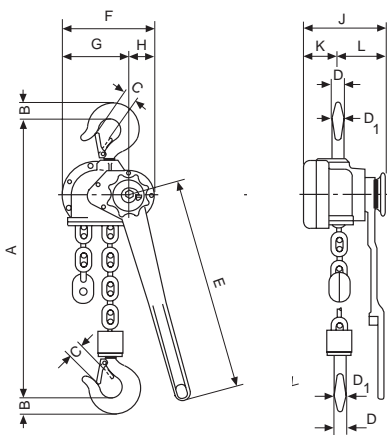


## Dimensions ratchet lever hoists

	Capacity in kg	A <sub>min.</sub> mm	B mm	C mm	D mm	D <sub>1</sub> mm	E mm	F mm	G mm	H mm	J mm	K mm	L mm
<b>Pul-Lift D85</b>	750	322	21	27	15	17	443	112	56	56	142	39	103
	1500	389	27	30	20	23	443	189	134	55	171	72	99
	3000	403	35	34	25	25	570	197	142	55	179	76	103
	6000	532	48	46	40	40	570	197	142	55	218	76	142
	10000	805	61	54	40	45	570	305	163	142	218	76	142
<b>Pul-Lift C85</b>	750	322	21	27	15	17	443	112	56	56	142	39	103
	1500	389	27	30	20	23	443	189	134	55	171	72	99
	3000	403	35	34	25	25	570	197	142	55	179	76	103
	6000	560	48	46	40	40	570	197	142	55	218	76	142
	10000	785	61	54	40	45	570	305	163	142	218	76	142
<b>Pul-Lift D95</b>	1500	314	23	23	18	18	315	156	112	44	141	49,5	91,5
	3000	376	30	25	22	22	443	189	134	55	177	72	105
<b>Model AL</b>	750	315	20	22	14	-	300	106	47	59	154	49	105
	1000	325	23	23	16	-	300	109	47	62	154	49	105
	1500	380	27	26	20	-	300	138	60	78	177	74	103
	3000	455	36	33	24	-	400	168	75	93	212	94	118
<b>Model PT</b>	750	295	21	24	13	-	235	111	33	78	142	55	87
	1500	380	29	32	20	-	350	140	49	91	166	66	100
	3000	420	37	35	24	-	350	174	60	114	184	79	105
	6000	570	54	44	43	-	350	239	77	162	184	79	105
<b>Model AS</b>	250	270	23	26	13	-	150	55	25	30	90	20	70

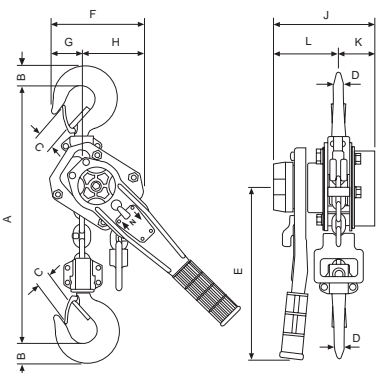
### Pul-Lift C/D85

750 - 10.000 kg



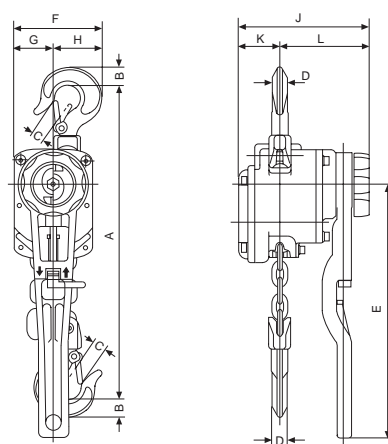
### Pul-Lift D95

1.500 - 3.000 kg



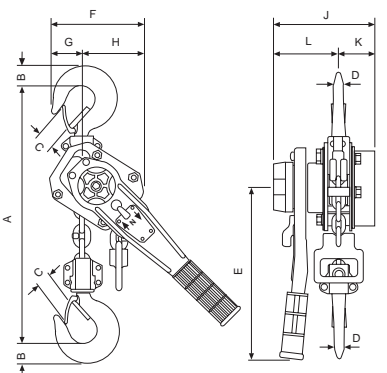
### Model AL

750 - 3.000 kg



### Model AS

250 kg



### Model PT

750 - 6.000 kg

